

GSV Capital Corp.

Second Quarter 2017



GSV Capital financial data as of 6/30/17; Market data as of 8/8/17, unless otherwise noted

Forward-Looking Statements

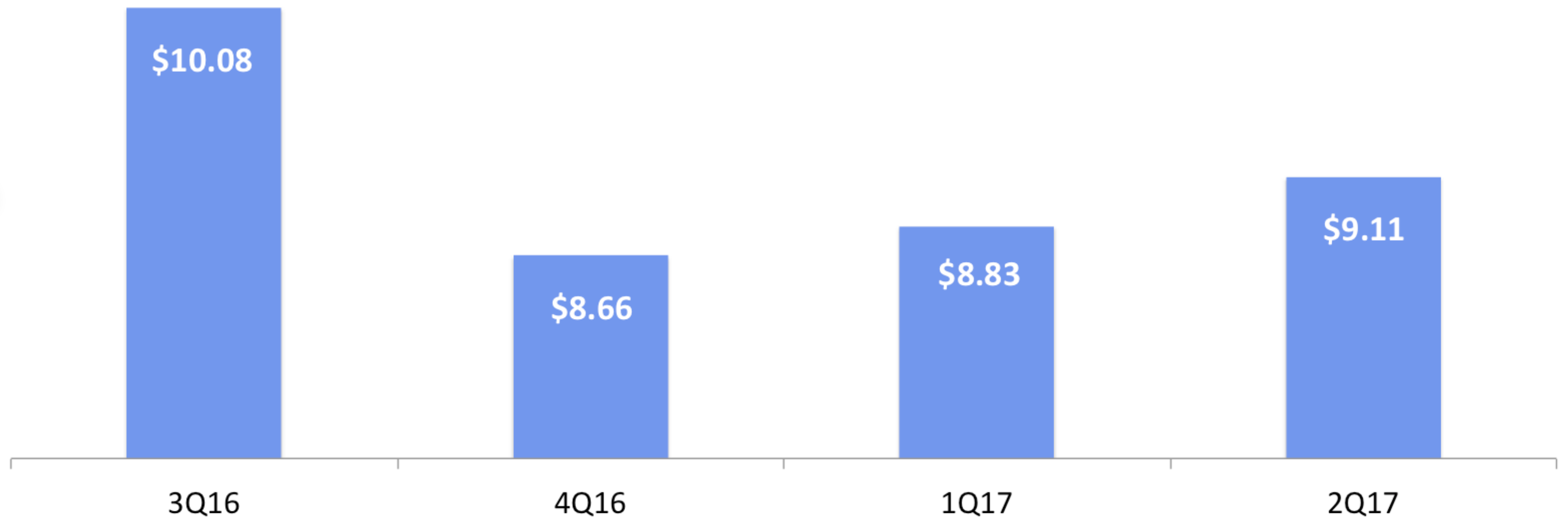
This presentation contains forward-looking statements that involve substantial risks and uncertainties. All forward-looking statements included in this presentation are made only as of the date hereof and are subject to change without notice. Actual outcomes and results could differ materially from those suggested by this presentation due to the impact of many factors beyond the control of GSV Capital Corp. (“GSVC”), including those listed in the "Risk Factors" sections of our filings with the Securities and Exchange Commission (“SEC”). GSVC assumes no obligation to update or revise any such forward-looking statements unless required to do so by law.

Certain information discussed in this presentation (including information relating to portfolio companies) was derived from third-party sources and has not been independently verified. GSVC makes no representation or warranty with respect to this information.

The following slides contain summaries of certain financial and statistical information about GSVC. The information contained in this presentation is summary information intended to be considered in connection with review of our SEC filings and other public announcements we may make, by press release or otherwise, from time to time. We undertake no duty or obligation to publicly update or revise the information contained in this presentation unless required to do so by law. In addition, information related to past performance, while it may be helpful as an evaluative tool, is not indicative of future results, the achievement of which cannot be assured. You should not view the past performance of GSVC or any of its portfolio companies, or information about the market, as indicative of GSVC’s or any of its portfolio companies’ future results. The performance data stated herein may have been due to extraordinary market or other conditions, which may not be duplicated in the future. Current performance may be lower or higher than the performance data quoted. This presentation does not constitute an offer to sell or the solicitation of an offer to buy any securities of GSVC.

2nd Quarter 2017 NAV

- Net Assets of \$202.1 million, or \$9.11 per share, as of June 30, 2017



Key Investment Themes

as a Percentage of Total Portfolio (Excluding Treasuries) at Fair Value as of 6/30/17



EDUCATION

36.7%



CLOUD + BIG DATA

32.7%



SOCIAL/MOBILE

18.8%



MARKETPLACES











11.2%



SUSTAINABILITY

0.6%

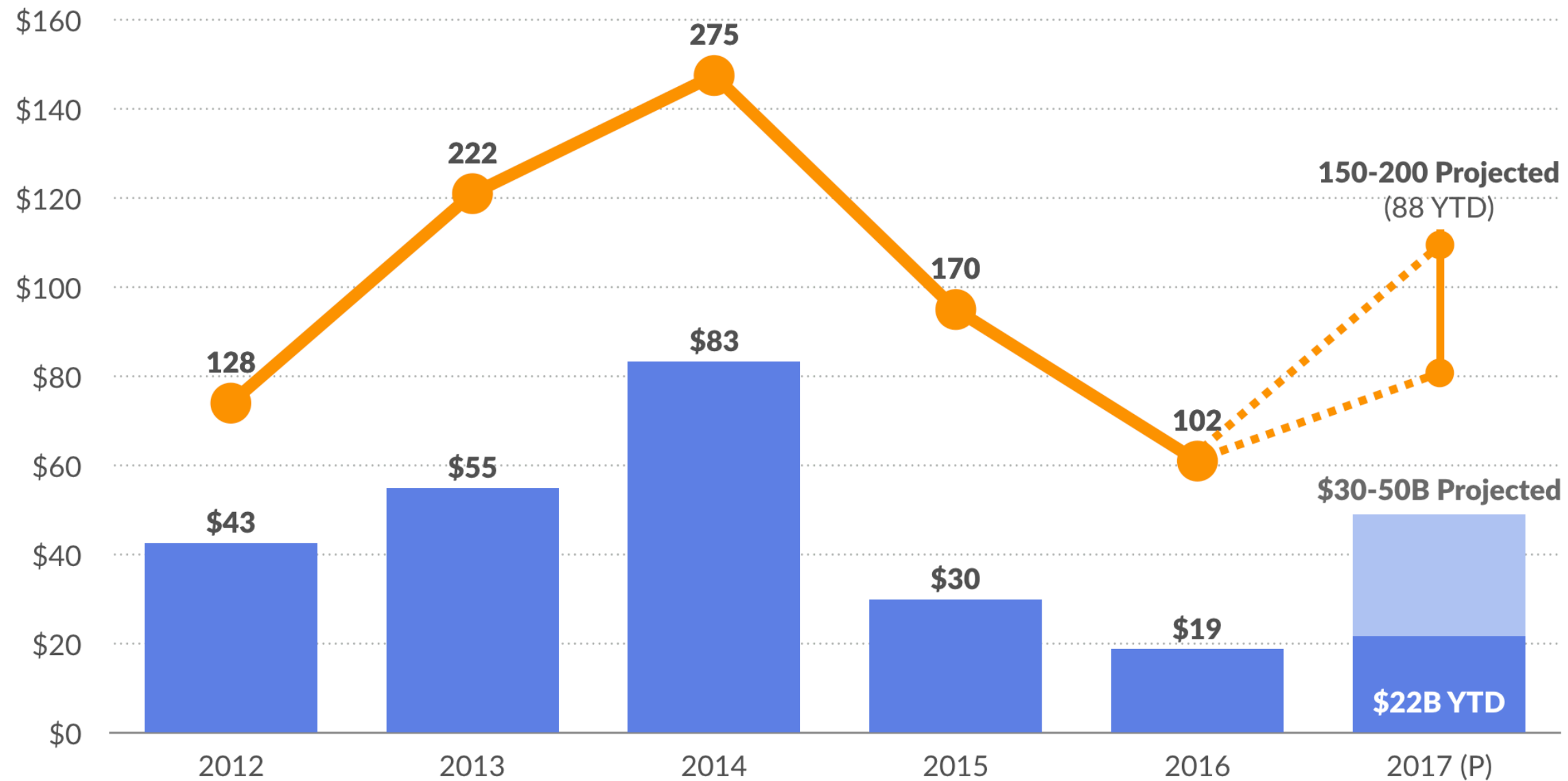
Top 10 Positions = 62.6% of Total Portfolio

		Fair Value (\$MM)	% of Total Portfolio		Fair Value (\$MM)	% of Total Portfolio
1	 Palantir	\$37.0M	13.1%	6	 Chegg	\$14.5M* 5.1%*
2	 Spotify	\$27.0M	9.6%	7	 GENERAL ASSEMBLY	\$13.0M 4.6%
3	 JAMF software	\$20.6M	7.3%	8	 Course Hero	\$10.5M 3.7%
4	 coursera	\$18.4M	6.5%	9	 LYTRO	\$10.5M 3.7%
5	 Dropbox	\$14.9M	5.3%	10	 ZY	\$10.5M 3.7%

Data as of 6/30/17

*Subsequent to second quarter-end, GSV sold 400,600 shares of Chegg at an average (weighted) price of \$14.35 per share

2017 IPO Market Rebound











Source: Renaissance Capital
Data as of 8/8/17

■ Proceeds (\$ billions) ● Number of IPOs

Platform Arms Race

Technology Leaders Race to Develop & Acquire Multi-Pronged Platforms

	Phone	OS	Apps	Delivery	Auto	Voice OS	Social	Music	Edu	Fitness	Content	Commerce	News	Messaging	Collab	Robots	Space	Payments	AI	VC	Accelerator	Assistant	IoT	AR/VR	Cloud	Big Data	
	✓	✓	✓	✓	✓	✓	✓	✓	✓				✓	✓	✓	✓	✓		✓	✓	✓	✓	✓	✓	✓	✓	✓
	✓	✓	✓			✓		✓		✓				✓				✓			✓	✓	✓		✓	✓	✓
				✓		✓						✓				✓	✓		✓	✓	✓	✓	✓		✓	✓	✓
							✓		✓		✓		✓	✓	✓				✓		✓			✓		✓	✓
			✓				✓	✓	✓		✓	✓	✓	✓	✓	✓		✓	✓					✓	✓	✓	✓
						✓			✓										✓	✓	✓	✓		✓	✓	✓	✓
	✓					✓				✓						✓				✓	✓		✓	✓			
					✓						✓							✓	✓	✓	✓		✓	✓	✓	✓	✓

Source: GSV Asset Management

2017 GSV Capital Investor Day

Held on June 7, 2017 – Please see recap videos available below



Rick Levin
Former CEO, Coursera



Ron Johnson
CEO, Enjoy



Bonny Simi
President, JetBlue Technology Ventures



Neville Taraporewalla
President, Brand Capital



Dan Rosensweig
CEO, Chegg



Kate O'Keeffe
Managing Director, Cisco
HyperInnovation Living Labs



Andrei Cherny
CEO, Aspiration



Tim Milliron
VP Engineering, Lytro



John Akred
Co-Founder & CTO, Silicon Valley Data
Science

https://www.youtube.com/playlist?list=PLlxIt1uiA-hhUU_x9M-veGhrLVN83g0as

Financial Highlights

For the Quarter Ended June 30, 2017

	Dollars (\$MM)	Per Share
Net Assets as of March 31, 2017	\$195.9	\$8.83
Net Investment Loss	(\$5.9)	(\$0.27)
Net Realized Loss	(\$0.7)	(\$0.03)
Net Change in Unrealized Appreciation of Investments	\$12.8	\$0.58
Net Assets as of June 30, 2017	\$202.1	\$9.11



GLOBAL SILICON VALLEY